



2020

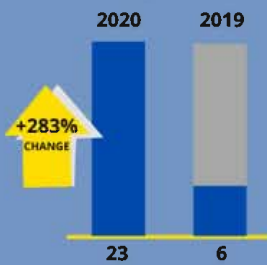


Housing Statistics

Madison County



SALES ACTIVITY



The Sales Activity represents sales settled that month.



MEDIAN SALES PRICE



The median price is the middle value of the prices of all homes sold in the period.


In 2020, the **PENDING SALES** are **11**.

In 2019 they were, **9**.



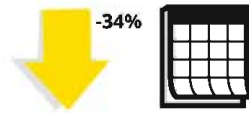
In 2020, the **ACTIVE LISTINGS** is **34**.

In 2019 they were, **47**.



In 2020, the **MONTHS OF INVENTORY** is **2.6**.

In 2019 they were, **3.9**.



AVERAGE DAYS ON MARKET



NEW LISTINGS



Data and analysis provide by Virginia REALTORS® Chief Economist, Lisa Sturtevant, PhD. The numbers reported here are preliminary and based on current entries into multiple listing services. Over time, data may be adjusted slightly to reflect increased reporting. Information is sourced from multiple listing services across Virginia and is deemed reliable, but not guaranteed.